


**The Passion
Maker Inquiry
Process**

The Passion Maker Inquiry Process



1. **Find your passion**

- What have you always wanted to learn about or be able to do?

2. **Inquire**

- Research information about your topic


3. **Make**

- Think of something that you can create that has to do with what you have learned

4. **Share**


- Share what you have learned through this process by showing us your creation and telling us about your research

Types of Passion Maker Inquiries



- Learn to build, make or do something
 - sewing, cooking, baking, creation using lego or other building toy, woodworking, website, gardening, podcast, hairdos, any type of art or craft that is new to you, dance, poetry, scrapbooking, pyrography, playing an instrument, science experiment, etc
- Learn about a topic of interest
 - cultural foods, cultural crafts, cultural dance, a product that could be used in the sports world, a product to use with animals, make a model of a famous structure, something teaching about a global issues, etc.
- Learn how something works
 - pull apart an unneeded phone or other electronic, research the process of how something is made then try to make it, etc.

What you will need to do (Keep going for example projects)



1. **Find your passion**

- What have you always wanted to learn about or be able to do?
- Write your teacher if you would like support with this.
- This can be about anything!

2. **Inquire**


- Research information about your topic
- Write jot notes as you learn, in order to keep track
- As you are researching, think about items that you could make as part of your learning

3. **Make**

- Make something to do with your new learning

4. **Share**


- Share what you have learned through this process by showing us your creation and telling us about your research



Example

Project Ideas

Example Project Ideas 1



Step 1 - Find your passion

I have always wanted to learn how to sew! My grandmother showed me when I was a kid, but it wasn't something I was interested in at that point. Now I wish that I had kept up with it.

Step 2 - Inquire

I have found many how-to videos and articles to help me to learn how to “cast on” and then to do the “knit stitch.” I will continue to research once I have made my first creation, in order to learn how to end the creation


Step 3 - Make

I am going to make a simple scarf for my stuffed bunny. If I feel good after completing all of the steps, I will attempt to make a human sized scarf.

Step 4 - Share

I will explain my passion and how to “cast on”, do a “knit stitch” and how to “bind off.” I will show my scarf and talk about the successes and struggles that I had while making it. I will also explain what I have learnt in the process.

Example Project Ideas 2



Step 1 - Find your passion

I have always wanted to learn to play the piano. I took a course in high school but since I didn't have a piano then, it was hard to practice and keep going. Now that I have a piano, I never seem to have the time to teach myself to play. I will take this time to learn.

Step 2 - Inquire

I have found great websites that taught about the notes, and many YouTube how-to videos that showed me how to begin using both of my hands to play both the treble and bass clefs.


Step 3 - Make

I am going to pick a song that I will learn to play with both hands. I will record myself playing.

Step 4 - Share

I will explain my passion and play my video. I will share how I used the resources that I found to help me to play my song in my video.

Example Project Ideas 3



Step 1 - Find your passion

I have always wanted to be faster at completing a sudoku puzzle. I would like to research tips that will help me to improve on my skills.

Step 2 - Inquire

I have found many complicated websites that have different tips and many how-to videos for basic sudoku skills.

Step 3 - Make

Since the articles I found were more complicated than I would have liked, I will be making a how-to manual for people who already know the basics of sudoku but just want to improve on their skills.

Step 4 - Share

I will explain my passion and show my how-to manual. I will explain the different tips that I have included in my how-to video. I could ask some of my classmates who are not sudoku beginners to try my manual out.



**Let's Get
Started!**

Let's Get Started! Plan Your Ideas



1. **Find your passion** (What do you want to learn about)

2. **Inquire** (What question will you ask to begin your research?)

3. **Make** (What do you think you would like to make?)

4. **Share** (How will you share your learning?)

Research



Don't forget to put research into your own words to avoid plagiarism. Also, record the name of the website/book that you have used to in order reference your sources.




Criteria and Assessment

Criteria

This project has been assigned for initiative and the love of learning!

Think of something you want to learn, learn about it, create something with your new knowledge and teach us all about it when we are back at school.

Enjoy your time learning and creating! That is it!




Assessment

This project will be used as an initiative grade. If you choose to complete a Passion Maker Inquiry Project while you are at home, then you are showing great initiative towards your learning. Good for you!

You will be given written feedback for your work, however, no grade will be assigned. This is about learning, not grades! :)

I am looking forward to learning about your passions and seeing what you created while at home!



I am proud of every one of you. Keep working hard.



Your Teacher